


CM 75S4











Curve di carico/Load diagrams/Courbes de charge/Lastkurven/Curvas de cargas

												
Kg	3000	2500	2000	1900	1800	1700	1600	1500	1400	1200	1100	1000
m	14.7	17.1	20.5	21.4	22.4	23.4	24.6	26.0	27.5	31.1	33.3	36.0
m	15.1	17.5	21.0	21.9	22.9	24.1	25.3	26.7	28.2	32.0		
m	15.1	17.6	21.0	22.0	23.0	24.1	25.4	26.8				
			20.1	21.0	21.9	23.0	24.1	25.4	26.9	30.5	32.7	35.2

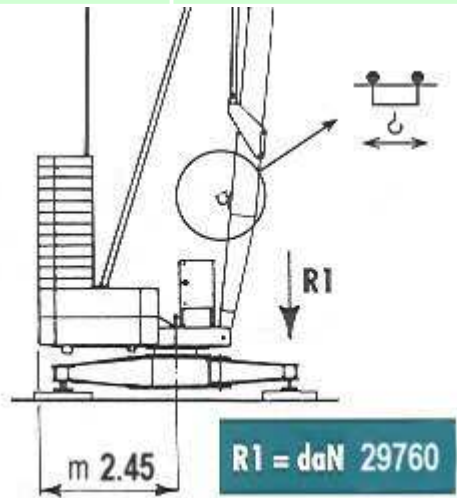
M 75S4

Prestazioni - Performances - Prestations - Leistungen - Prestaciones

400 V - 50 Hz			 m/1' kg		CV	kW
	Sollevamento		4 -20		15	11
	Hoisting					
	Levage		35			
	Hubwerk					

			50	1000		
	Elevación					
	Carrello	m/1'	25 - 50	4 - 2	3 - 1.5	
	Trolley					
	Chariot					
	Katzfahrwerk					
	Carro					
	Rotazione	g/1'	0 --> 0.3 --> 0.9	5	3.7	
	Slewing					
	Orientation					
	Drehwerk					
	Rotación					
	Potenza elettrica necessaria	kVA	20	400 V - 50 Hz		
	Necessary electric power					
	Puissance électrique nécessaire					
	Anschlusswert					
	Potencia electrica necesaria					

Contrappeso in lastre di cemento armato	Contrepoids en plaques de béton armé	Ferro-concrete ballast slabs
Lastre en hormigón armado	Gegenballast aus Stahlbetonplatten	



- Motore finecorsa **CARRELLO**
- Engine and limit switch **TROLLEY**
- Mateur et fin de courses **CHARIOT**
- Motoren und Endschalter **KATZFAHRWERK**
- Motore y finales de carrega **CARRO**

Massa gru (con assale da cantiere)		Massa contrappeso	
Weight of crane (with yard axle)		Counterweight	
Poids de la grue (avec essieu de chantier)	kg 16.100	Contrepoids	kg 24.080
Konstruktionsgewicht del Krans (mit Rangierfahrwerk)		Gegengewicht	
Peso grúa (con eje para obra)		Contrapeso	

